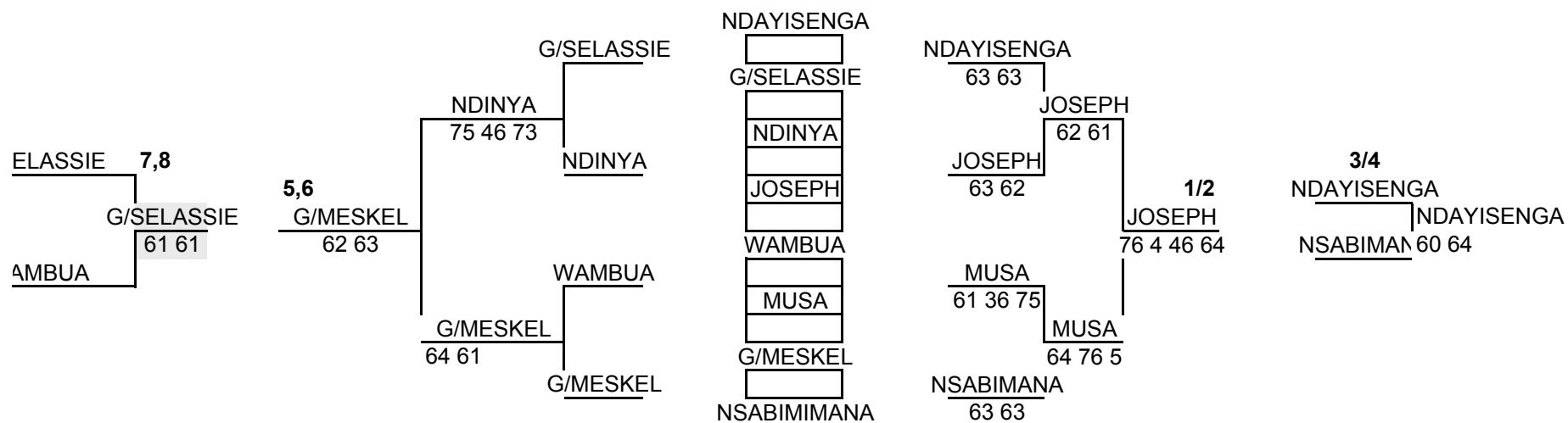


BOYS SINLGES 14 & UNDER

SAFARICOM East Africa Zonal Championships

Kenya

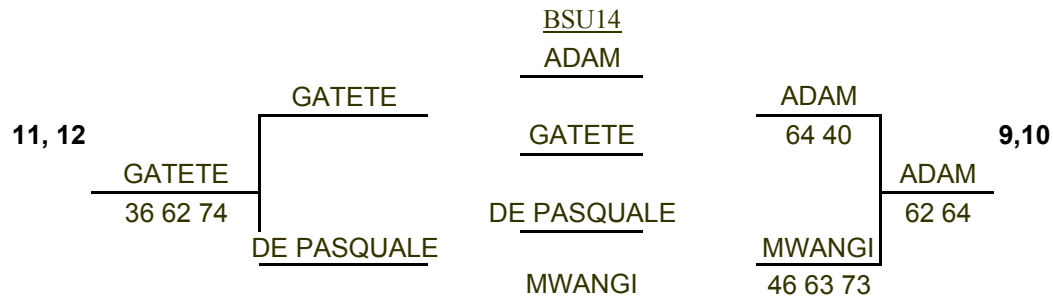


LAST 7 PLAYERS WHO DO NOT QUALIFY FOR THE MAIN DRAW (TO PLAY OUT FOR POSITION 8 TO 15)

POOL A

ITF Rank	NARank	Seed	Family Name	First name	CNTRY	Players			Players			Games Won	Games Lost	Position	
						1	2	3	MATCHES	SETS WON	SETS LOST				
1			ADAM	NURELDIN	SUD		63 63	60 62	2	4	0	24	8	1	
2			DE PASQUALE	STEPHEN	KEN	36 36		64 64	1	2	2	18	20	2	
3			AYELLA	SIMON	UGA	06 26	46 46		0	0	4	8	24	3	
POOL B															
ITF Rank	NARank	Seed	Family Name	First name	CNTRY	Players			Players			Games Won	Games Lost	Position	
						1	2	3	4	MATCHES	SETS WON	SETS LOST	Games Won	Games Lost	Position
1			GATETE	HAMISSI	RWA		46 64 57	60 64	63 62	2	5	2	37	26	2
2			MWANGI	PAUL	KEN	64 46 75		64 76 1	64 62	3	6	1	42	31	1
3			ROMAIN	KEVIN	SEY	06 46	46 67 1		46 67 4	0	0	6	24	38	4
4			ORINGA	DAVID	UGA	36 26	46 26	64 76 4		1	2	4	24	36	3

The top 2 players from each pool proceed for a compass draw to determine position 8 to 12



The number 3 player in pool A and the last 2 players in pool B play round robin matches to determine position 13 to 15

ITF Rank	NARank	Seed	Family Name	First name	CNTRY	Players										
						1	2	3	MATCHES	SETS WON	SETS LOST	Games Won	Games Los	Position		
1			AYELLA	SIMON	UGA		64 64	60 60	2	4	0	24	8	13		
2			ORINGA	DAVID	UGA	46 46		64 64	1	2	2	21	17	14		
3			ROMAIN	KEVIN	SEY	06 06	46 46		0	0	4	5	25	15		

FINAL RANKING

	SURNAME	FIRST NAME	COUNT SINGLES RY	POINTS	DOUBLE	
					S POINTS	TOATAL
1	JOSEPH	JUSTIN	TAN	150	0	150
2	MUSA	ZIRYAB	SUD	100	25	125
3	NDAYIZENGA	IDRISSA	BDI	75	40	115
4	NSABIMANA	JIMMY	BDI	60	40	100
5	G/MESKEL	ABEL	ETH	45	15	60
6	NDINYA	VICTOR	KEN	40	15	55
7	G/SELASSIE	MEHARI	ETH	35	15	50
8	ADAM	NURELDIN	SUD	25	25	50
9	WAMBUA	MARTIN	KEN	30	0	30
10	MWANGI	PAUL	KEN	22	0	22
11	GATETE	HAMISSI	RWA	20	0	20
12	DE PASQUALE	STEPHEN	KEN	17	0	17
13	AYELLA	SIMON	UGA	15	0	15
14	ORINGA	DAVID	UGA	12	0	12
15	ROMAIN	KEVIN	SEY	10	0	10

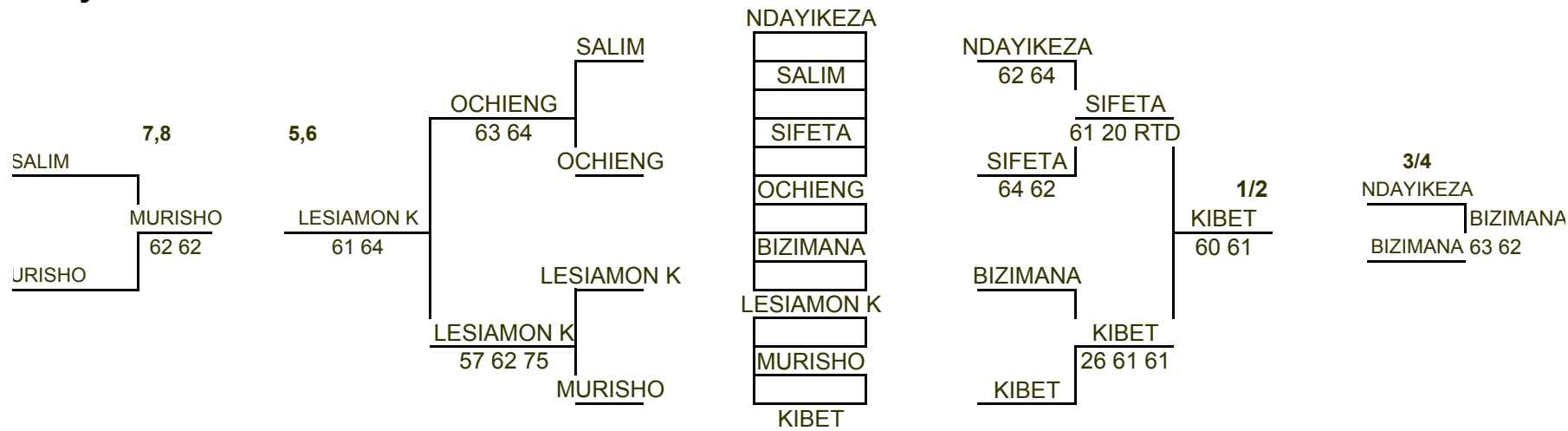
FINAL RANKING

	SURNAME	FIRST NAME	COUN TRY	SINGLES POINTS	S POINTS	TOATAL
1	SHUFAA	CHANGAWA	KEN	150	0	150
2	DAWDA	NIKITA	KEN	100	40	140
3	PETER	VIALET	TAN	75	15	90
4	FERNANDEZ	NADIA	KEN	40	40	80
5	YOHANNES	YORDANOS	ETH	60	15	75
6	IRANKUNDA	SANTIANA	BDI	45	25	70
7	SYORI	LAURA	BDI	35	25	60
8	CYIZA	FIRDAWUSI	RWA	25	15	40
9	NAIDU	RAGHAVI	SEY	17	15	32
10	OFUYURU	MARTHA	UGA	30	0	30
11	RAHEDI	IVY	KEN	22	0	22
12	NDAGIRE	LYDIA	UGA	20	0	20

BOYS SINLGES 16 & UNDER

SAFARICOM East Africa Zonal Championships

Kenya

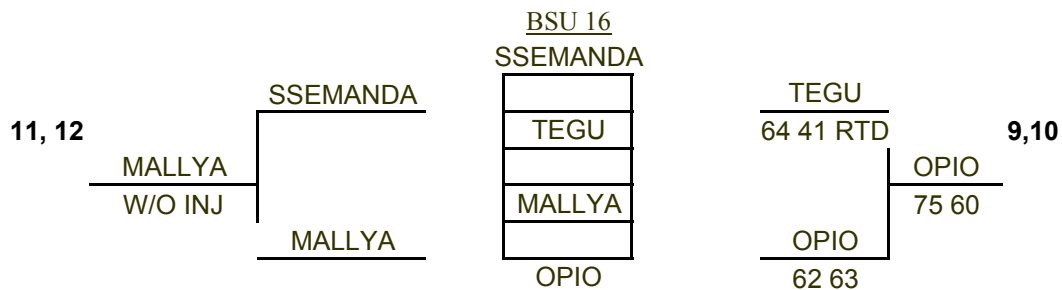


LAST 6 PLAYERS WHO DO NOT QUALIFY FOR THE MAIN DRAW (TO PLAY OUT FOR POSITION 8 TO 14)

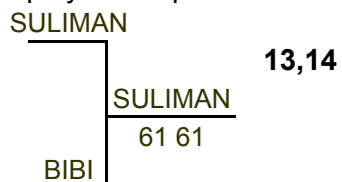
POOL A

ITF Rank	NARank	Seed	Family Name	First name	CNTRY	Players								
						1	2	3	MATCHES	SETS Won	SETS Lost	Games Won	Games Los	Position
1			SSEMANDA	RICHARD	UGA		61 61	62 36 7.3	2	4	1	21	10	1
2			MALLYA	BRIAN	TAN	26 63 3.7	60 60		1	3	1	20	9	2
3			BIBI	COLIN	SEY	16 16		06 06	0	0	0	2	24	3
POOL B														
ITF Rank	NARank	Seed	Family Name	First name	CNTRY	Players								
						1	2	3	MATCHES	SETS Won	SETS Lost	Games Won	Games Los	Position
1			OPIO	EMMANUEL	UGA	75 62		61 62	2	4	0	25	10	1
2			TEGU	GETAHUN	ETH		57 26	76 4 64	1	2	2	20	23	2
3			SULIMAN	AMRO	SUD	674 46	16 26		0	0	4	13	25	3

The top 2 players from each pool proceed for a compass draw to determine position 8 to12




Last player on each pool play off for position 13 and 14



FINAL RANKING

	SURNAME	FIRST NAME	COUN TRY	SINGLES POINTS	DOUBLES POINTS	TOATAL
1	KIBET	GILBERT	KEN	150	25	175
2	SIFETA	DAWIT	ETH	100	0	100
3	NDAYIKEZA	NDAYIKEZA	BDI	60	40	100
4	BIZIMANA	BIZIMANA	RWA	75	0	75
5	MURISHO	MURISHO	BDI	35	40	75
6	LESIAMON KISOSO	LESIAMON KISOSO	KEN	45	25	70
7	OCHIENG	OCHIENG	KEN	40	15	55
8	SALIM	SALIM	KEN	30	15	45
9	OPIO	OPIO	UGA	25	15	40
10	SSEMANDA	SSEMANDA	UGA	17	15	32
11	TEGU	TEGU	ETH	22	0	22
12	MALLYA	MALLYA	TAN	20	0	20
13	SULIMAN	SULIMAN	SUD	15	0	15
14	BIBI	BIBI	SEY	12	0	12
15	NIYONSHUTI	NIYONSHUTI	RWA	10	0	10

GIRLS SINLGES 16 & UNDER
SAFARICOM East Africa Zonal Championships
Kenya



PLAY OFFS FOR POSITION 9 TO 13 GS U 16

ITF Rank	NARank	Seed	Family Name	First name	CNTRY	Players					MATCHES	SETS WON	SETS LOST	Games Won	Games Los	Position
						1	2	3	4	5						
1			OTIENO	YVONNE	KEN	16 63 47	63 62	61 60	75 64	3	7	1	44	34	9	
2			NAMUTEB	C JOAN	UGA	61 36 74	62 62	64 64	46 06	3	6	1	37	26	10	
3			LAURO	GLORIA	SEY	36 26	26 26	62 64	64 64	2	4	4	33	38	11	
4			ARABIA	UMUHOZA	RWA	16 06	26 46	26 46	46 46	0	0	8	21	48	12	
5			NANKYA	TABITHA	UGA	57 46	64 60	46 46	64 64	2	4	4	41	37	13	

FINAL RANKING

	SURNAME	FIRST NAME	COU NTRY	SINGLES POINTS	DOUBLE S POINTS	TOATAL
1	NSHIMIRIMANA	SAKINA	BDI	150	40	190
2	RUFYIKIRI	ANNE SOPHIE	BDI	100	40	140
3	ZACHARIAH	NICOLE	KEN	75	25	100
4	KARENZI	LYSE	RWA	60	15	75
5	FERNANDEZ	FARAH	KEN	40	25	65
6	IDDI	MKUNDE	TAN	45	15	60
7	NAMUTEBI	JOAN	UGA	22	15	37
8	YIRGA	SENTAYEU	ETH	35	0	35
9	NANKYA	TABITHA	UGA	20	15	35
10	PATEL	SASHA	KEN	30	0	30
11	OTIENO	YVONNE	KEN	25	0	25
12	LAURO	GLORIA	SEY	17	0	17
	ARABIA	UMUHOZA	RWA	15	0	15

ITF /CAT E AFRICAN JUNIOR CHAMPIONSHIPS

ITF Junior Circuit

Boys Doubles U14

Week of 7TH JAN 200 City, Country NAIROBI , KENYA Group EAJC Tourn. ID ITF/CAT EA PATRICK KAMUHIA ITF Referee

St. Ran	Seed	Family Name	First name	Nationality	2nd Round	Semifinals	Winners
1	1	NDAYISENGA	IDRISSA	BDI	NDAYISENGA NSABIMANA	NDAYISENGA NSABIMANA	NDAYISENGA NSABIMANA 46 64 63
		NSABIMANA	JIMMY	BDI			
2		BYE			Umpire		
3	3	MWANGI	PAUL	KEN	G/MESKEL G/SELASSIE 76 6 46 61	61 61	
		WAMBUA	MARTIN	KEN			
4	6	G/MESKEL	ABEL	ETH			
		G/SELASSIE	MEHARI	ETH			
5	4	AYELLA	SIMON	UGA	DE PASQUALE NDINYA 63 36 76 3	MUSA ADAM 64 36 64	
		JUSTIN	JOSEPH	TAN			
6	5	DE PASQUALE	STEPHEN	KEN			
		NDINYA	VICTOR	KEN			
7		BYE					
8	2	MUSA	ZIRYAB	SUD	MUSA ADAM		
		ADAM	NURELDIN	SUD			

ITF /CAT E AFRICAN JUNIOR CHAMPIONSHIPS

ITF Junior Circuit

Girls Doubles U14

Week of	City, Country	Group	Tourn. ID	ITF Referee
7TH JAN 20	NAIROBI , KENYA	EAJC	ITF/CAT EA	PATRICK KAMUHIA

St.	Rank	Seed	Family Name	First name	Nation	2nd Round	Semifinals	Winners
1		1	SYORI IRANKUNDA	LYDIA SANTIANA	BDI BDI		SYORI IRANKUNDA	
2			BYE					
3		6	RAHEDI CHANGAWA	IVY SHUFAA	KEN KEN		SYORI IRANKUNDA 36 63 64	
4		4	YOHANNES PETER	YORDANOS VAILET	ETH TAN	YOHANNES PETER 16 76 1 61		
5		5	NAIDU CYIZA	RAGHAVI FIRDAWUSI	SEY RWA	NAIDU CYIZA 76 8 75		FERNANDEZ DAWDA 75 64
6		3	OFYURU NDAGIRE	MARTHA LYDIA	UGA UGA		FERNANDEZ DAWDA 61 62	
7			BYE					
8		2	FERNANDEZ DAWDA	NADIA NIKITA	KEN KEN	FERNANDEZ DAWDA		

ITF /CAT E AFRICAN JUNIOR CHAMPIONSHIPS

ITF Junior Circuit

Boys Doubles U16

Week of	City, Country	Group	Tourn. ID	ITF Referee
7TH JAN 2	NAIROBI , KENYA	EAJC	ITF/CAT EA	PATRICK KAMUHIA

St. Rank	Seed	Family Name	First name	2nd Round	Semifinals	Winners
1	1	KIBET	GILBERT			
		LESIAMON KIS	KEVIN			
				KIBET LESIAMON KISOSO		
2		SIFETA	DAWIT	76 0 61		
		TEGU	GETAHUN			
					KIBET LESIAMON KISOSO	
3		MALLYA	BRIAN		63 36 60	
		SULIMAN	AMRO			
				OPIO SSEMANDA		
4		OPIO	EMMANUEL	62 06 62		
		SSEMANDA	RICHARD			
						NDAYIKEZA MURISHO
5		GATETE	HAMISSI			46 64 63
		BIZIMANA	MELE			
				SWALEH OCHIENG		
6		SWALEH	SALIM	62 63		
		OCHIENG	DENNIS			
					NDAYIKEZA MURISHO	
7		BIBI	COLIN		26 63 62	
		ROMAIN	KEVIN			
				NDAYIKEZA MURISHO		
8	2	NDAYIKEZA	ARMAND	61 61		
		MURISHO	ASSANI			

ITF /CAT E AFRICAN JUNIOR CHAMPIONSHIPS

ITF Junior Circuit

Girls Doubles U16

Week of	City, Country	Group	Tourn. ID	ITF Referee
7TH JAN :	NAIROBI , KENYA	EAJC	ITF/CAT EA	PATRICK KAMUHIA

St. tan	Seed	Family Name	First name	Nationalit	2nd Round	Semifinals	Winners
1		NSHIMIRIMAN/ SAKINA		BDI	NSHIMIRIMANA RUFYIKIRI	NSHIMIRIMANA RUFYIKIRI 60 60	NSHIMIRIMANA RUFYIKIRI 62 62
		RUFYIKIRI	ANNESOPHIE	BDI			
2		BYE					
3		NANKYA	TABITHA	UGA	NANKYA NAMUTEBI 63 61		
		NAMUTEBI	CAROL J	UGA			
4		ARABIA	UMUHOZA	RWA			
		OTIENO	YVONNE	KEN			
5		YIRGA	SENTAYEU	ETH	IDDI KARENZI 76 4 60		
		LAURO	GLORIA	SEY			
6		IDDI	MKUNDE	TAN			
		KARENZI	LYSE	RWA			
7		BYE					
8		FERNANDEZ	FARAH	KEN	FERNANDEZ ZACHARIAH 64 61		
		ZACHARIAH	NICOLE	KEN			

**ITF/CAT EAST JUNIOR CHAMPIONSHIPS
NAIROBI, KENYA
6TH -12TH JANUARY 2007**

NATIONS' FINAL RANKING

	COUNTRY	1ST	2ND	3RD	4TH	TOTAL
1	KENYA	175	150	140	100	565
2	BURUNDI	190	140	100	115	545
3	TANZANIA	150	90	60	20	320
4	ETHIOPIA	100	75	60	50	285
5	RWANDA	75	75	40	20	210
6	SUDAN	125	50	15	0	190
7	UGANDA	45	37	35	32	149
8	SEYCHELES	32	17	12	19	80